

Portable Data Collector RTR-500DC Features and Specs

Data Transfer
USB

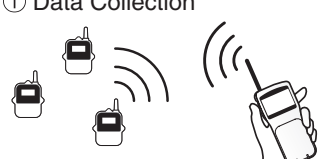
Data Monitoring
LCD Display

Warning Monitoring
Set Limit Exceeded
Sensor Error

Warning Notification
Internal Buzzer
LCD Display

This is our wireless handy portable data collector. It can be used to collect data from data loggers and monitor current readings via wireless communication. The collected data can then be checked there on the spot...no need for a PC. It can also be used to make recording settings such as "Recording Interval" and "Recording Start".

① Data Collection



```


WL Gathering 3/8
[Cancel]
No3 # Group1 US503
No2 s Group1 US502
No1 s Group1 US501

```

① Check Data on the Spot

You can check the collected data in graph form right from the collector. It is also possible to remotely make recording start and interval settings via wireless communication.

② Monitoring



```

WL Monitor Mode bT
REC 1M GROUP: Group1
NAME: Unit 02
26.9 30.0 WWS
38.0 10.0 WWS
60.0 WWS
20.0 [%RH]


```

Warning

② Monitoring and Warning Functions

At a set interval the RTR 500DC communicates with data loggers and gathers current readings and status of loggers. Also if a set upper or lower limit has been exceeded the icon will flash and a buzzer will sound.

③ USB Communication



③ USB Data Transfer

The data can be easily transferred to a PC for further analysis, storing and so on.

Store Data from 15 Units at Full Capacity

It can store data downloaded from up to 15 units (RTR-501/502/503/505/507) at full data capacity.

Operates on Just Two Batteries

It operates on just 2 AAA Alkaline Batteries. It can also be connected to an external power source.

Easily Manage Up to 7 Groups x 32 Loggers

In each group it is possible to manage up to 32 separate data loggers (remote units), and up to 15 repeaters can be added to each group.

*For RTR-505, RTR-574, and RTR-576, registration of one unit will be counted as two units.

Share Info with Multiple RTR-500DC Collectors

It is easy to share data logger registration info between data collectors and the "Visitor Entry" function enables any RTR-500DC unit to accept "visitors" or Remote Units which have been previously registered to another collector.

Easy One-Hand Operation

You can select all menus and items using the operation buttons and dial.

Use with Discontinued Models

Being compatible with former RTR-5 series models makes it easy to use with an mix of new and old.

* There are some items and functions that may not be compatible.



RTR-500DC Specifications

	RTR-500DC
Compatible Devices	Remote Units: RTR-501 / 502 / 503 / 507S / 574 / 576 / 505-TC / 505-Pt / 505-V / 505-mA / 505-P (Including L Type and S Type) Repeater: RTR-500
Maximum Number of Registrations	Remote Units: 32 units (*1) x 7 groups Repeaters: 15 units x 7 groups
Storage Capacity	When downloading from units filled to logging capacity: 15 units of RTR-501 / 502 / 503 / 505 / 507S 7 units of RTR-574 10 units of RTR-576 When downloading from units of any type containing small amounts of data, it can store and manage up to 250 download sessions.
Communication Interfaces	Between Base Unit(s) - (Repeaters) - Remote Unit(s) Short Range Wireless Communication •FCC Part15 Section247 / IC RSS-210 Frequency Range: 902 to 928MHz, RF Power: 7 mW ETSI EN 300 220 Frequency Range: 869.7 to 870MHz, RF Power: 5 mW •Optical Communication With compatible Remote Units except RTR-574 and RTR-576 •Serial Communication: RS-232C (*2) With RTR-574 and RTR-576 Between Base Unit - PC •USB Communication •Serial Communication: RS-232C (*3)
Wireless Transmission Range	Approx. 150 meters (500 ft) if direct and unobstructed
Power	AAA Alkaline Battery x 2, AAA Ni-MH Battery x 2, AC Adaptor AD-06A1 or AD-06C1, USB bus power
Battery Life (*4)	Expected battery life with 2 AAA alkaline batteries: • Monitoring Current Readings and Remote Unit Status: 96 hours of continuous use For communication without Repeaters at 60 second intervals • Monitoring Radio Waves: 32 hours of continuous use • Downloading Data via Wireless Communication: 730 consecutive sessions When downloading RTR-501 at full logging capacity, without Repeaters, with LCD backlight Off
Dimensions	H 125 mm x W 58 mm x D 26.3 mm Antenna Length: 109 mm
Weight	Approx. 105 g
Operating Environment	Temperature: 0 to 50 °C Humidity: 90%RH or less (no condensation)
Accessories	AAA Alkaline Battery LR03 x 2, USB Mini-B Cable US-15C, Software CD-ROM, Manual (Warranty Included)

*1: For RTR-505, RTR-574, and RTR-576, registration of one unit will be counted as two units.

*2: Optional communication cable TR-6C10 is required for serial communication with RTR-574 and RTR-576.

*3: Customers wishing to write their own software, please contact your local distributor for the serial communications protocol specifications. (Note: Optional serial communication cable TR-07C is also required.)

*4: Battery life varies depending upon multiple factors including ambient temperature, frequency of communication, and battery performance. All estimates are based on operations carried out with a new battery and are in no way a guarantee of actual battery life.

The specifications listed above are subject to change without notice.